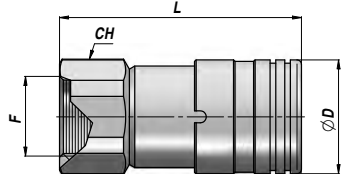


AIFIRF

INNESTO RAPIDO A FACCIA PIANA FLAT FACE QUICK COUPLING



Femmina - Female
ISO 16028 e NFPA T3.30.15 (HTMA)



"FIRG" TYPE

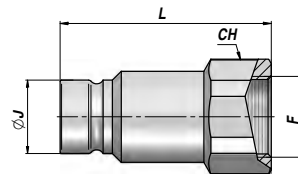
Codice Code	Tipo Type	F BSP	P MAX bar**	L	ØD	CH	kg
AIFIRF0400	F-FIRG14	1/4"	300	48.1	28	22	0,14
AIFIRF0600	F-FIRG38	3/8"	300	64.2	32	27	0,24
AIFIRF0800	F-FIRG12	1/2"	300	69.2	32	27	0,24
AIFIRFA080	F-FIRG12A	1/2"	250	73.8	38	32	0,38
AIFIRF1200	F-FIRG34	3/4"	250	80.8	38	36	0,41
AIFIRFB120	F-FIRG34B	3/4"	250	78.5	42	36	0,48
AIFIRFA120	F-FIRG34A	3/4"	330	88.7	48	41	0,75
AIFIRF1600	F-FIRG100	1"	250	93.2	48	45	0,77
AIFIRF2000	F-FIRG114	1"1/4	250	106.0	55	55	1,22
AIFIRF2400	F-FIRG112	1"1/2	200	132.4	80	65	2,82

AIFIRM

INNESTO RAPIDO A FACCIA PIANA FLAT FACE QUICK COUPLING



Maschio - Male
ISO 16028 e NFPA T3.30.15 (HTMA)



"FIRG" TYPE

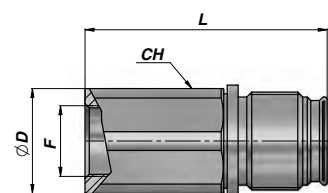
Codice Code	Tipo Type	F BSP	P MAX bar**	ØJ	L	CH	kg
AIFIRM0400	M-FIRG14	1/4"	300	16.1	47.9	22	0,09
AIFIRM0600	M-FIRG38	3/8"	300	19.7	60.0	24	0,12
AIFIRM0800	M-FIRG12	1/2"	300	19.7	62.5	27	0,13
AIFIRMA080	M-FIRG12A	1/2"	250	24.5	68.0	32	0,23
AIFIRM1200	M-FIRG34	3/4"	250	24.5	70.5	36	0,23
AIFIRMB120	M-FIRG34B	3/4"	250	27.0	70.5	36	0,27
AIFIRMA120	M-FIRG34A	3/4"	330	30.0	82.3	41	0,45
AIFIRM1600	M-FIRG100	1"	250	30.0	82.3	45	0,39
AIFIRM2000	M-FIRG114	1"1/4	250	36.0	89.8	55	0,64
AIFIRM2400	M-FIRG112	1"1/2	200	57.0	111.1	65	1,67

F.VP-P

INNESTO RAPIDO A FACCIA PIANA FLAT FACE QUICK COUPLING



Femmina - Female



"VP-P" TYPE

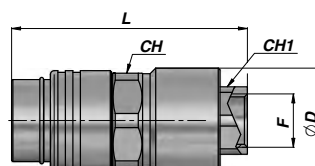
Codice Code	Tipo Type	F BSP	P MAX bar**	L	ØD	CH	kg
AI801900000	F-VP7	1/4"	600	52.8	29.0	27	0,16
AI807300002	F-VP9P	3/8"	550	64.3	32.0	30	0,24
AI807300004	F-VP9P	1/2"	550	69.3	32.0	30	0,25
AI807300006	F-VP13P	1/2"	550	76.2	40.0	36	0,42
AI807300008	F-VP13P	3/4"	550	83.2	40.0	36	0,44
AI807300010	F-VP15P	3/4"	550	83.4	44.8	41	0,58
AI807300018	F-VP17P	3/4"	500	96.0	49.8	46	0,96
AI807300012	F-VP17P	1"	500	98.0	49.8	46	0,91
AI807300022	F-VP21P	1"	470	104.0	59.8	55	1,50
AI807300014	F-VP21P	1"1/4	470	105.0	59.8	55	1,40
AI807300024	F-VP30P	1"1/4	400	132.2	85.0	65	3,03
AI807300016	F-VP30P	1"1/2	400	132.2	85.0	65	2,93

M.VP-P

INNESTO RAPIDO A FACCIA PIANA FLAT FACE QUICK COUPLING



Maschio - Male



"VP-P" TYPE

Codice Code	Tipo Type	F BSP	P MAX bar**	ØD	L	CHxCH	kg
AI801900001	M-VP7	1/4"	600	35	83.9	32x22	0,39
AI807300003	M-VP9P	3/8"	550	42	94.5	38x27	0,60
AI807300005	M-VP9P	1/2"	550	42	94.5	38x27	0,58
AI807300007	M-VP13P	1/2"	550	49	110.0	45x36	0,98
AI807300009	M-VP13P	3/4"	550	49	110.0	45x36	0,95
AI807300011	M-VP15P	3/4"	550	52	110.0	48x36	1,06
AI807300019	M-VP17P	3/4"	500	60	127.1	55x46	1,64
AI807300013	M-VP17P	1"	500	60	127.1	55x46	1,59
AI807300023	M-VP21P	1"	470	76	137.0	70x55	2,61
AI807300015	M-VP21P	1"1/4	470	76	137.0	70x55	2,51
AI807300025	M-VP30P	1"1/4	400	94	174.7	85x65	5,22
AI807300017	M-VP30P	1"1/2	400	94	174.7	85x65	5,12

** ACCOPPIATO - COUPLED

** ACCOPPIATO - COUPLED