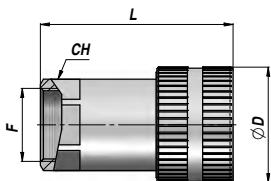


ABIRF

INNESTO RAPIDO A VALVOLA VALVE QUICK COUPLING



Femmina - Female
ISO 7241-1 "A"



"BIR" TYPE

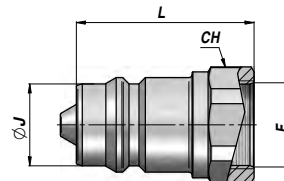
Codice Code	F BSP	P MAX bar**	L	ØD	CH	kg
ABIRF04000	1/4"	350	47.1	26	19	0,10
ABIRF06000	3/8"	300	56.1	31	22	0,14
ABIRF08000	1/2"	250	63.3	38	27	0,25
ABIRF12000	3/4"	250	82.2	48	38	0,49
ABIRF16000	1"	230	97.1	54	45	0,76
ABIRF20000	1 1/4"	230	117.2	65	50	1,25

ABIRM

INNESTO RAPIDO A VALVOLA VALVE QUICK COUPLING



Maschio - Male
ISO 7241-1 "A"



"BIR" TYPE

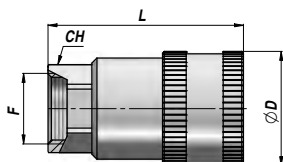
Codice Code	F BSP	P MAX bar**	ØJ	L	CH	kg
ABIRM04000	1/4"	350	11.8	32.0	19	0,03
ABIRM06000	3/8"	300	17.3	38.0	22	0,05
ABIRM08000	1/2"	250	20.5	44.5	27	0,08
ABIRM12000	3/4"	250	29.1	55.0	36	0,21
ABIRM16000	1"	230	34.3	63.1	41	0,28
ABIRM20000	1 1/4"	230	45.0	75.0	55	0,59

AIRFV

INNESTO RAPIDO A VALVOLA VALVE QUICK COUPLING



Femmina - Female



"IR-V" TYPE

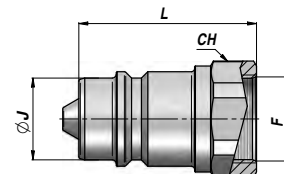
Codice Code	F BSP	P MAX bar**	L	ØD	CH	kg
AIRFV04000	1/4"	300	50.4	27	19	0,12
AIRFV06000	3/8"	300	58.3	34	24	0,22
	1/2"	Vedi - See : Code ABIRF08000				
AIRFV12000	3/4"	250	90.3	48	38	0,68
AIRFV16000	1"	200	97.6	54	45	0,83

AIRMV

INNESTO RAPIDO A VALVOLA VALVE QUICK COUPLING



Maschio - Male



"IR-V" TYPE

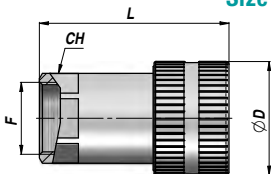
Codice Code	F BSP	P MAX bar**	ØJ	L	CH	kg
AIRMV04000	1/4"	300	14.2	32.5	19	0,04
AIRMV06000	3/8"	300	19.0	38.0	24	0,07
	1/2"	Vedi - See : Code ABIRM08000				
AIRMV12000	3/4"	250	26.9	59.0	36	0,19
AIRMV16000	1"	200	31.4	64.1	41	0,26

AIRFS

INNESTO RAPIDO A SFERA BALL QUICK COUPLING



Femmina - Female
Size 1/2" : ISO 7241-1 "A"



"IR" TYPE

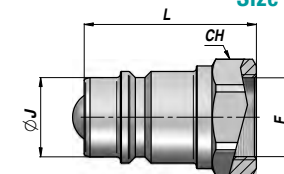
Codice Code	F BSP	P MAX bar**	L	ØD	CH	kg
AIRFS04000	1/4"	300	48,9	27,0	19	0,11
AIRFS06000	3/8"	300	58,3	34,0	24	0,22
AIRFS08000	1/2"	250	63,3	38,0	27	0,24
AIRFS12000	3/4"	250	90,3	46,3	38	0,68
AIRFS16000	1"	200	99,6	54,0	45	0,87

AIRMS

INNESTO RAPIDO A SFERA BALL QUICK COUPLING



Maschio - Male
Size 1/2" : ISO 7241-1 "A"



"IR" TYPE

Codice Code	F BSP	P MAX bar**	ØJ	L	CH	kg
AIRMS04000	1/4"	300	14,2	32,5	19	0,04
AIRMS06000	3/8"	300	19,0	38,0	24	0,08
AIRMS08000	1/2"	250	20,5	44,5	27	0,10
AIRMS12000	3/4"	250	28,0	59,0	36	0,19
AIRMS16000	1"	200	31,4	66,1	41	0,30

** ACCOPPIATO - COUPLED

** ACCOPPIATO - COUPLED