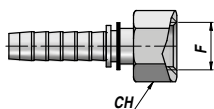


R0084

FEMMINA DKOS - CONO 24°+ O-RING
DKOS FEMALE - 24° CONE + O-RING



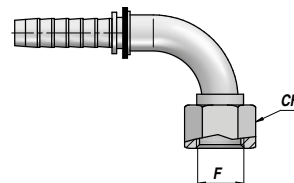
Codice Code	Tubo Hose			F	De	CH	kg x 100	
	size	inch	DN					
R0084.0414	NEW!	04	1/4"	06	M14x1.5	6	17	2,57
R0084.0416	NEW!	04	1/4"	06	M16x1.5	8	19	3,50
R0084.0418		04	1/4"	06	M18x1.5	10	22	4,80
R0084.0518	NEW!	05	5/16"	08	M18x1.5	10	22	5,03
R0084.0520		05	5/16"	08	M20x1.5	12	24	5,60
R0084.0620		06	3/8"	10	M20x1.5	12	24	5,60
R0084.0622		06	3/8"	10	M22x1.5	14	27	8,80
R0084.0824		08	1/2"	13	M24x1.5	16	30	11,08
R0084.1030		10	5/8"	16	M30x2	20	36	17,70
R0084.1230	NEW!	12	3/4"	20	M30x2	20	36	19,03
R0084.1236		12	3/4"	20	M36x2	25	46	32,36
R0084.1636	NEW!	16	1"	25	M36x2	25	46	37,70
R0084.1642		16	1"	25	M42x2	30	50	44,60
R0084.2052		20	1.1/4"	32	M52x2	38	60	64,85

De = Diametro tubino ermeto - Feed pipe diameter

MATERIALE : ACCIAIO (A RICHIESTA : ACCIAIO INOX AISI 316) - MATERIAL : STEEL (ON REQUEST : STAINLESS STEEL AISI 316)

R0184

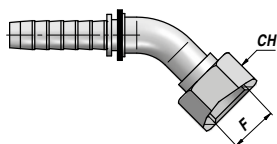
CURVA DKOS 90° - CONO 24°+ O-RING
90° DKOS FEMALE - 24° CONE + O-RING



Codice Code	Tubo Hose			F	De	CH	kg x 100	
	size	inch	DN					
R0184.0414	NEW!	04	1/4"	06	M14x1.5	6	17	3,41
R0184.0416	NEW!	04	1/4"	06	M16x1.5	8	19	4,30
R0184.0418		04	1/4"	06	M18x1.5	10	22	4,60
R0184.0518	NEW!	05	5/16"	08	M18x1.5	10	22	6,35
R0184.0520		05	5/16"	08	M20x1.5	12	24	7,13
R0184.0620		06	3/8"	10	M20x1.5	12	24	7,60
R0184.0622		06	3/8"	10	M22x1.5	14	27	9,72
R0184.0824		08	1/2"	13	M24x1.5	16	30	14,06
R0184.1030		10	5/8"	16	M30x2	20	36	21,51
R0184.1230	NEW!	12	3/4"	20	M30x2	20	36	28,02
R0184.1236		12	3/4"	20	M36x2	25	46	41,00
R0184.1636	NEW!	16	1"	25	M36x2	25	46	53,50
R0184.1642		16	1"	25	M42x2	30	50	58,91
R0184.2052		20	1.1/4"	32	M52x2	38	60	86,97

De = Diametro tubino ermeto - Feed pipe diameter

R0284 CURVA DKOS 45° - CONO 24°+ O-RING
45° DKOS FEMALE - 24° CONE + O-RING



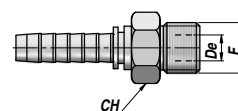
Codice Code	Tubo Hose			F	De	CH	kg x 100	
	size	inch	DN					
R0284.0414	NEW!	04	1/4"	06	M14x1.5	6	17	3,40
R0284.0416	NEW!	04	1/4"	06	M16x1.5	8	19	4,07
R0284.0418	NEW!	04	1/4"	06	M18x1.5	10	22	5,75
R0284.0520	NEW!	05	5/16"	08	M20x1.5	12	24	6,61
R0284.0620		06	3/8"	10	M20x1.5	12	24	6,98
R0284.0622		06	3/8"	10	M22x1.5	14	27	9,80
R0284.0824		08	1/2"	13	M24x1.5	16	30	13,51
R0284.1030		10	5/8"	16	M30x2	20	36	21,61
R0284.1230	NEW!	12	3/4"	20	M30x2	20	36	28,30
R0284.1236		12	3/4"	20	M36x2	25	46	38,98
R0284.1636	NEW!	16	1"	25	M36x2	25	46	48,00
R0284.1642		16	1"	25	M42x2	30	50	58,50

De = Diametro tubino ermeto - Feed pipe diameter

MATERIALE : ACCIAIO (A RICHIESTA : ACCIAIO INOX AISI 316) - MATERIAL : STEEL (ON REQUEST : STAINLESS STEEL AISI 316)

R0450

MASCHIO METRICO - SV.24°
METRIC MALE - 24° CONE SEAT



Codice Code	Tubo Hose			F	De	CH	kg x 100	
	size	inch	DN					
R0450.0416		04	1/4"	06	M16x1.5	8	17	3,74
R0450.0418		04	1/4"	06	M18x1.5	10	19	3,71
R0450.0518	NEW!	05	5/16"	08	M18x1.5	10	19	4,00
R0450.0520		05	5/16"	08	M20x1.5	12	22	5,39
R0450.0620		06	3/8"	10	M20x1.5	12	22	5,50
R0450.0622		06	3/8"	10	M22x1.5	14	22	6,40
R0450.0824		08	1/2"	13	M24x1.5	16	24	7,30
R0450.1030		10	5/8"	16	M30x2	20	30	12,12
R0450.1230		12	3/4"	20	M30x2	20	30	13,50
R0450.1236		12	3/4"	20	M36x2	25	36	19,52
R0450.1636		16	1"	25	M36x2	25	36	24,35
R0450.1642		16	1"	25	M42x2	30	46	32,85

De = Diametro tubino ermeto - Feed pipe diameter

SERIE PESANTE
HEAVY SERIES